

## ❖ CM-200 GE / CB-200 GE

Progressive Scan



PRELIMINARY

- Member of C3 Compact series, covering VGA to UXGA resolution
- 1624 (h) x 1236 (v) 4.4 $\mu$ m square pixels
- 1/1.8" progressive scan - Monochrome and Bayer mosaic color versions
- 25 frames/second with full resolution in continuous operation
- 24 frames/second with external trigger and full resolution
- Increased frame rate with vertical binning (CM-200 GE) and partial scan scan
- Exposure time from 32 $\mu$ s to 2 sec. using Pulse Width trigger mode
- Programmable exposure from 64 $\mu$ s to 40ms
- Sequence trigger mode for on-the-fly change of gain, exposure and ROI
- LVAL Synchronous/-asynchronous operation (auto-detect)
- Auto iris lens video output allows a wider range of light
- GigE Vision interface with 10 or 8-bit output
- Programmable GPIO with opto-isolated inputs and outputs
- Comprehensive software tools and SDK for Windows XP/Vista

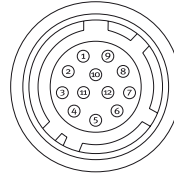
**GigE**<sup>™</sup>  
VISION

# Specifications for CM-200 GE / CB-200 GE

Specifications	CM-200 GE / CB-200 GE
Sensor	1/1.8" CCD
Pixel Clock	65 MHz
Frame rate full frame	25 frames/second
Active area	7.13 (h) x 5.37 (v) mm
Cell size	4.4 x 4.4 μm
Active pixels	1624 (h) x 1236 (v)
Color (CB-200 GE)	Raw Bayer output, host-based interpolation
Read-out modes	Raw Bayer output, host-based interpolation
Full	1624 (h) x 1236 (v) 25 fps
1/2 partial scan	1624 (h) x 712 (v) 43.89 fps
1/4 partial scan	1624 (h) x 451 (v) 69.75 fps
1/8 partial scan	1624 (h) x 319 (v) 98.89 fps
2/3 partial scan	1624 (h) x 891 (v) 35.19 fps
Vertical binning	1624 (h) x 627 (v) 44.49 fps*
Region-of-interest (ROI)	User Definable. Memory read-out *Note: CM-200 GE only
Sensitivity (CM-200 GE)	0.21 Lux (On sensor, max. gain, shutter off, 50% video)
Sensitivity (CB-200 GE)	0.7 Lux (On sensor, max. gain, shutter off, 50% video)
S/N ratio	≥50 dB (0 dB gain)
Video output	GigE Vision, 8-bit or 10-bit
Auto-iris lens video output	0.7 Vp-p, enabled by internal switch
Gain	Manual/Automatic -3dB to +12 dB
Synchronization	Internal X-tal, External hardware trigger via GPIO Software trigger via GigE Vision
GPIO Module	Configurable 14-in/9-out switch (LUT) 12-bit counter based on 25MHz clock or Pixel Clock
Input/output switch	Configurable 14-in/9-out switch (LUT)
Clock generator (one)	12-bit counter based on 25MHz clock or Pixel Clock
Pulse generators (four)	20-bit counters programmable for length, start point, stop point, repeat
Hardware trigger modes	Continuous, Pre-Select Pulse Width, Sequence (Gain, Shutter, ROI), Reset-Continuous Trigger, Delayed Readout
Electronic shutter	1/25 to 1/10,000 in 10 steps
Pre-set shutter	2L to 1250L (64 μm to 40ms)
Programmable exposure	μsec – user definable. Same range as PE
Exposure Time (Abs)	32 μs to 2 sec.
Pulse Width	
Control interface	Register based GigE Vision/GenICam compliant
Functions controlled via GigE Vision interface	Shutter, Gain, Black level, Trigger mode, Readout mode, GPIO setup, ROI (GenICam mandatory functions)
GigE Vision streaming control	Packet size (1428 to 4040bytes), Delayed (frame) readout, Inter-packet delay,
Indicators on rear panel	Power / Hardware trigger, GigE link, GigE activity
Operating Temperature	-5°C to +45°C
Humidity (operation)	20 - 90% non-condensing
Storage temp./humidity	-25°C to +60°C / 20 to 90%
Vibration	10G (20Hz to 200 Hz XYZ)
Shock	70G
Regulations	CE (EN 61000-6-2, EN-61000-6-3), FCC part 15 class B, RoHS/WEEE
Power	12V DC +/-10%. 3.5W
Lens mount	C-mount
Dimensions (H x W x L)	29 x 44 x 75 mm
Weight	125 g

## Connector pin-out

### DC In / GPIO



HIROSE HR10A-10R-12PB-01

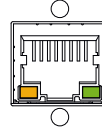
### Connector Pin-out

- Pin 1 GND
- 2 +12 V DC input
- 3 Opto in 2(-)\* / GND
- 4 Opto in 2(+)\* / Auto iris lens
- 5 Opto in 1(-)
- 6 Opto in 1(+)
- 7 Opto out 1(-)
- 8 Opto out 1(+)
- 9 Opto out 2(-)
- 10 Opto out 2(+)
- 11 +12V DC input
- 12 GND

\* Pins 3 and 4 can be configured by internal switch selection

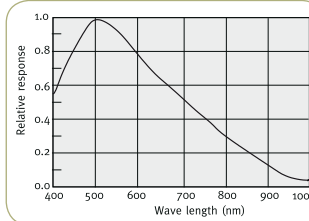
### GigE Vision interface

Accepts RJ-45 with thumbscrews



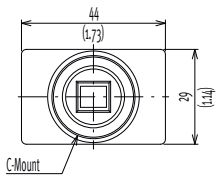
- Pin 1 TRD+(0)
- 2 TRD-(0)
- 3 TRD+(1)
- 4 TRD+(2)
- 5 TRD-(2)
- 6 TRD-(1)
- 7 TRD+(3)
- 8 TRD-(3)

## Spectral Response CM-200 GE

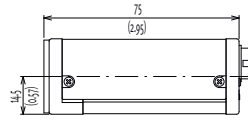


## Dimensions

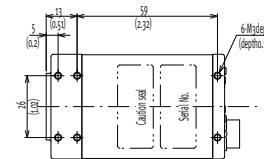
### Front view



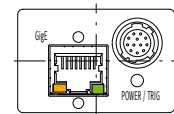
### Side view



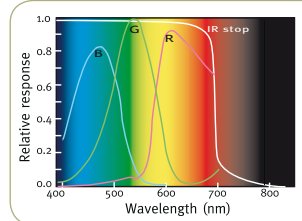
### Bottom view



### Rear view



## Spectral Response CB-200 GE



## Ordering Information

- CM-200 GE 1/1.8" Monochrome Progressive Scan Camera
- CB-200 GE 1/ 1.8" Bayer Mosaic Color Progressive Scan Camera

# C3 Camera Suite Unlimited Digital Switchability

Europe, Middle East & Africa  
Phone +45 4457 8888  
Fax +45 4491 8880

Asia Pacific  
Phone +81 45 440 0154  
Fax +81 45 440 0166

Americas  
Phone (Toll-Free) 1 800 445 5444  
Phone +1 408 383 0300



See the possibilities

Visit our web site on [www.jai.com](http://www.jai.com)

Company and product names mentioned in this datasheet are trademarks or registered trademarks of their respective owners. IAI AS cannot be held responsible for any technical or typographical errors and reserves the right to make changes to products and documentation without prior notification.